

Disney · PIXAR

Cars

Race O Rama



⚠ WARNING: PHOTSENSITIVITY/EPILEPSY/SEIZURES

READ BEFORE USING YOUR PLAYSTATION®2 COMPUTER ENTERTAINMENT SYSTEM.

A very small percentage of individuals may experience epileptic seizures or blackouts when exposed to certain light patterns or flashing lights. Exposure to certain patterns or backgrounds on a television screen or when playing video games may trigger epileptic seizures or blackouts in these individuals. These conditions may trigger previously undetected epileptic symptoms or seizures in persons who have no history of prior seizures or epilepsy. If you, or anyone in your family, has an epileptic condition or has had seizures of any kind, consult your physician before playing. **IMMEDIATELY DISCONTINUE** use and consult your physician before resuming gameplay if you or your child experience any of the following health problems or symptoms:

- dizziness
- altered vision
- eye or muscle twitches
- loss of awareness
- disorientation
- seizures
- any involuntary movement or convulsion

RESUME GAMEPLAY ONLY ON APPROVAL OF YOUR PHYSICIAN.

Use and handling of video games to reduce the likelihood of a seizure

- Use in a well-lit area and keep as far away as possible from the television screen.
 - Avoid large screen televisions. Use the smallest television screen available.
 - Avoid prolonged use of the PlayStation®2 system. Take a 15-minute break during each hour of play.
 - Avoid playing when you are tired or need sleep.
-

Stop using the system immediately if you experience any of the following symptoms: lightheadedness, nausea, or a sensation similar to motion sickness; discomfort or pain in the eyes, ears, hands, arms, or any other part of the body. If the condition persists, consult a doctor.

WARNING TO OWNERS OF PROJECTION TELEVISIONS:

Do not connect your PlayStation®2 system to a projection TV without first consulting the user manual for your projection TV, unless it is of the LCD type. Otherwise, it may permanently damage your TV screen.

HANDLING YOUR PLAYSTATION®2 FORMAT DISC:

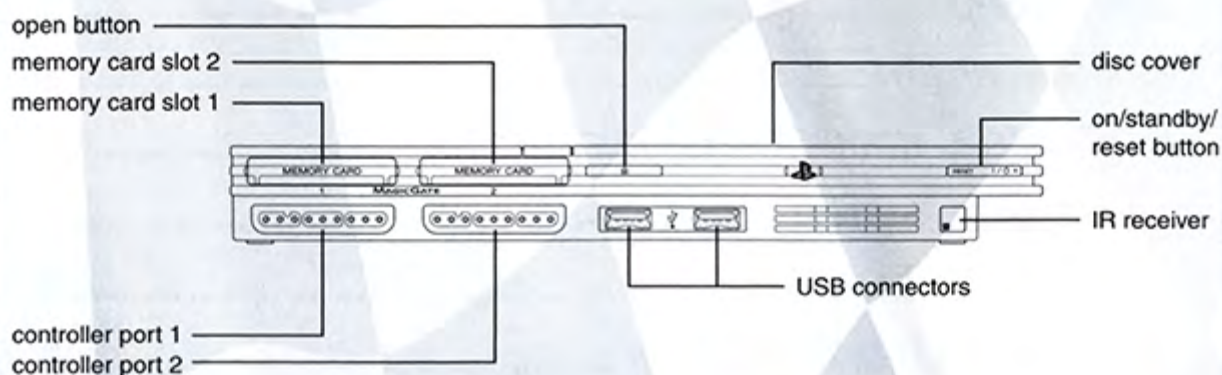
- This disc is intended for use only with PlayStation®2 consoles with the NTSC U/C designation.
- Do not bend it, crush it or submerge it in liquids.
- Do not leave it in direct sunlight or near a radiator or other source of heat.
- Be sure to take an occasional rest break during extended play.
- Keep this compact disc clean. Always hold the disc by the edges and keep it in its protective case when not in use. Clean the disc with a lint-free, soft, dry cloth, wiping in straight lines from center to outer edge. Never use solvents or abrasive cleaners.

CONTENTS

GETTING STARTED.....	2
CONTROLS.....	3
MAIN MENU.....	4
GAME SCREEN.....	4
THE RACE-O-RAMA RACING SERIES.....	5
THE RACE-O-RAMA CIRCUIT.....	5
GOLD EVENTS.....	5
EXPLORATION MODE.....	5
MOVING ALONG.....	5
STANDARD EVENTS.....	5
REWARDS.....	6
DRIFTING.....	6
GAMEPLAY PAUSE MENU.....	7
MAP SCREEN.....	7
OPTIONS.....	7
LIMITED WARRANTY.....	9



GETTING STARTED



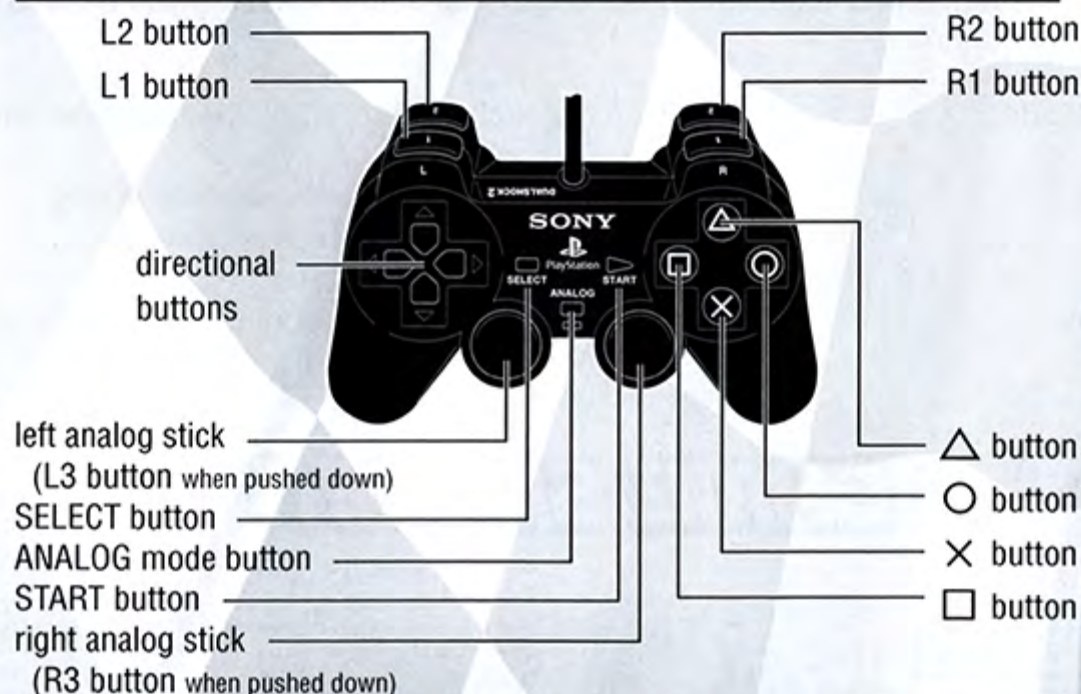
Set up your PlayStation®2 computer entertainment system according to the instructions in its Instruction Manual. Make sure the MAIN POWER switch (located on the back of the console) is turned ON. Press the RESET button. When the power indicator lights up, press the OPEN button and the disc tray will open. Place the Disney*Pixar **Cars Race-O-Rama** disc on the disc tray with the label side facing up. Press the OPEN button again and the disc tray will close. Attach game controllers and other peripherals as appropriate. Follow on-screen instructions and refer to this manual for information on using the software.

Memory Card (8MB)(for PlayStation®2)

To save game settings and progress, insert a memory card (8MB) (for PlayStation®2) into MEMORY CARD slot 1 of your PlayStation®2 system. You can load saved game data from the same memory card (8MB) (for PlayStation®2) or any memory card (8MB)(for PlayStation®2) containing previously saved games.

CONTROLS

DUALSHOCK®2 ANALOG CONTROLLER CONFIGURATIONS



BASIC CONTROLS

Steer	left analog stick
Free Look	right analog stick
Gas	× button
Brake	Ⓚ button
Drift	Hold L2 button
Turbo Boost	Hold R2 button
Tilt	Hold L1 button
Emergency Brake	○ button
Interaction	□ button
Look Back	R1 button
Jump	Move ↓ then ↑ on the left analog stick
Pause	START button
Camera	SELECT button
Menu Navigation	directional buttons
180 Turn	Double tap ○ button

MAIN MENU

Use the directional buttons to move up and down through the menu. Press the **X** button to make your selection. Pressing the **△** button will bring you back to the previous menu.

- Story Mode** Compete in the exciting Race-O-Rama racing series!
- Arcade** Play any of the events you have unlocked during Story Mode against the computer or a friend.
- Options** Customize your game from a list of possible Options. See page 7 for more information on the things you can set / adjust.

GAME SCREEN



Race Position Icons

Shows the cars in the top three positions of the current race. If you are not in the top three, it shows the cars in first and second place, along with your position.

Lap Counter

Shows your current lap and the number of laps in the race.

Speedometer

Shows your current speed.

Boost Meter

Shows how much boost you have.



THE RACE-O-RAMA RACING SERIES

The Race-O-Rama racing series pits the best racers against each other in the widest variety of racing challenges ever!

THE RACE-O-RAMA CIRCUIT

You'll start the series in the amazing Radiator Springs Speedway. By winning the flashing gold Race-O-Rama events you will be able to visit new cities in the Race-O-Rama race circuit like super cool Santa Carburera, awesome Motoropolis and amazing Autovia!



GOLD EVENTS



To unlock new cities and work your way to the championship race you must beat all available Gold Events. The Gold Events are easy to find on your mini-map. Just look for the FLASHING GOLD STAR.

EXPLORATION MODE

Whenever you are not competing in a race or playing a mini-game you will be able to explore whichever city you are in, including Radiator Springs Speedway. Exploration mode is where you will find join points for all the events, including Gold Events!

MOVING ALONG

If you don't know what you need to do, talk to your buddy Mack. He will give you hints and let you know how many gold events you have left to beat before the next city is unlocked. When you are ready to go to the next city talk to Mack and he will take you there. The pause menu will also show you how many gold events you have completed.

STANDARD EVENTS

These events provide all kinds of fun outside of the Race-O-Rama racing series and allow Lightning McQueen to visit the various shops around Radiator Springs. Notice these events don't have a big star under them! Only Race-O-Rama circuit events have a star and flash.



REWARDS

Beating events for the first time will reward you with cool new ways to customize Lightning McQueen with things like paintjobs and new sets of wheels.



Gold Events have 3 Sparkplug Pickups hidden along the race course. Pick up all 3 of these during a single race and you will be awarded new kit pieces!

Collect Bolts around Radiator Springs, Santa Carburera, Motoropolis and Autovia. Gold Pickups will award you with 1,000 Bolts, Silver Pickups will award you with 10,000 Bolts and Red Pickups will award you with 40,000 Bolts.

By collecting Bolts Pickups that are scattered throughout the world you will unlock paint jobs for Lightning McQueen's friends and concept art!



DRIFTING

Drifting is a cool new style of driving that Lightning McQueen is really excited about! Now he can use Doc's secret driving techniques everywhere he goes. Remember, sometimes you have to turn left to go right!


Drifting

While driving fast hold the **L2** button to enter drift mode. In drift mode you can do cool loose drifts or tight drifts that help you make those tight, difficult turns. Moving the left analog stick lightly while in drift mode will allow you to drift loosely and rack up a lot of points! The more you move the left analog stick the tighter the drift becomes, making turning easier!

Drift Meter


The Drift Meter shows you the angle that Lightning is drifting. A more extreme angle will put the meter in the green. Combining an extreme angle with a lot of speed will help you score a lot of points!

GAMEPLAY PAUSE MENU

Press the  button at any time during gameplay to pause the game and access the Pause Menu.

- | | |
|------------------|--|
| Continue | Resume gameplay and get back in the race. |
| Retry | Restart your current event. |
| Options | Adjust game settings. |
| Controls | Adjust control settings. |
| Quit | Exit the current event. |
| Save Game | Save your current game (in Story Mode only). |

MAP SCREEN

Pressing the  button while in Explore Mode will display the Map Screen. From here you can view a brief description of any available event. You can even start the event directly from the map screen!

- | | |
|-----------------------|--|
| Location | Shows the surrounding area currently being displayed. |
| Event | Shows the currently highlighted event. |
| Player Icon | Shows your current position on the Map. |
| Unlocked Event | Colored dots represent all unlocked and playable events. |
| Save Game | Save your current game (in Story Mode only). |

OPTIONS

Customize your game with the following options.

- | | |
|--------------------------|--|
| Bonus Content | Check out any unlocked bonus content. |
| Cheat Codes | Enter cheat codes to unlock all sorts of cool stuff! |
| Sound Options | Set volume and configure in-game audio options. |
| Control Settings | View and choose your favorite Control Configuration. |
| Select Profile | Create and change the active player profile. |
| Select Difficulty | Set the difficulty of the racers and mini-games. |
| Autosave | Enable or disable the Autosave feature. |
| Credits | Meet the Cars Race-O-Rama team. |



LIMITED WARRANTY

Warranty and Service Information

In the unlikely event of a problem with your product ("Product"), you may only need simple instructions to correct the problem. Please contact the THQ Inc. ("THQ") Customer Service Department at (818) 880-0456 or on the web at <http://www.thq.com> before returning the Product to a retailer. Live Customer Service Representatives are available to help you Monday through Friday 9am to 5pm PST or you can use our automated systems by phone or on the web 24 hours a day, 7 days a week. Please do not send any Product to THQ without contacting us first. Your 5 digit Product Code is 46180. Please use this code to identify your Product when contacting us.

Limited Warranty

THQ warrants to the best of THQ's ability to the original consumer purchaser of the Product that the medium on which the Product is recorded shall be free from defects in materials and workmanship for a period of ninety (90) days from the original date of purchase. The Product is sold "as is," without express or implied warranty of any kind, and THQ is not responsible for any losses or damages of any kind resulting from use of this Product. If a defect occurs during this ninety (90) day warranty period, THQ will either repair or replace, at THQ's option, the Product free of charge. In the event that the Product is no longer available, THQ may, in its sole discretion, replace the Product with a Product of comparable value. The original purchaser is entitled to this warranty only if the date of purchase is registered at point of sale or the consumer can demonstrate, to THQ's satisfaction, that the product was purchased within the last ninety (90) days.

To receive warranty service:

Notify the THQ Customer Service Department of the problem requiring warranty service by calling (818) 880-0456 or on the web at <http://www.thq.com>. If the THQ service technician is unable to solve the problem by phone or on the web via e-mail, he will authorize you to return the Product, at your risk of damage, freight and insurance prepaid by you, together with your dated sales slip or similar proof-of-purchase within the ninety (90) day warranty period to:

THQ Inc.
Customer Service Department
29903 Agoura Road
Agoura Hills, CA 91301

THQ is not responsible for unauthorized returns of Product and reserves the right to send such unauthorized returns back to customers.

This warranty shall not be applicable and shall be void if: (a) the defect in the Product has arisen through abuse, unreasonable use, mistreatment or neglect; (b) the Product is used with products not sold or licensed by Sony Computer Entertainment America or THQ (including but not limited to, non-licensed game enhancement and copier devices, adapters and power supplies); (c) the Product is used for commercial purposes (including rental); (d) the Product is modified or tampered with; (e) the Product's serial number has been altered, defaced or removed.

Repairs after Expiration of Warranty

After the ninety (90) day warranty period, defective Product may be replaced in the United States and Canada for US\$25.00. The original purchaser is entitled to the replacement of defective Product for a fee, only if proof of purchase is provided to THQ. Make checks payable to THQ Inc. and return the product along with the original proof of purchase to the address listed above.

Warranty Limitations

THIS WARRANTY IS IN LIEU OF ALL OTHER WARRANTIES AND REPRESENTATIONS. NO OTHER WARRANTIES OR REPRESENTATIONS OR CLAIMS OF ANY NATURE SHALL BE BINDING ON OR OBLIGATE THQ. ANY APPLICABLE IMPLIED WARRANTIES OR REPRESENTATIONS, INCLUDING WARRANTIES OF MERCHANTABILITY AND FITNESS FOR A PARTICULAR PURPOSE ARE HEREBY LIMITED TO NINETY (90) DAYS FROM THE DATE OF PURCHASE AND ARE SUBJECT TO THE CONDITIONS SET FORTH HEREIN. IN NO EVENT SHALL THQ BE LIABLE FOR CONSEQUENTIAL OR INCIDENTAL DAMAGES RESULTING FROM THE BREACH OF ANY EXPRESS OR IMPLIED WARRANTIES.

The provisions of this warranty are valid in the United States only. Some states do not allow limitations on how long an implied warranty lasts or exclusion of consequential or incidental damages, so the above limitations and exclusions may not apply to you. This warranty gives you specific legal rights, and you may also have other rights, which may vary, from state to state.

Warning

Copying of this Product or any of its contents or elements is illegal and is prohibited by United States and international copyright laws. Back-up or archival copies of this Product or any of its contents or elements are not authorized and are not necessary to protect your Product. United States and international copyright laws also protect this manual and other printed matter accompanying this Product. Violators will be prosecuted.

Cars © Disney/Pixar. Licensed by THQ Inc. Developed by Incinerator Studios. Incinerator Studios and its respective logo are trademarks of Incinerator Studios LLC. THQ and the THQ logo are trademarks and/or registered trademarks of THQ Inc. All rights reserved. All other trademarks, logos and copyrights are property of their respective owners.

Disney Pixar elements © Disney/Pixar, not including underlying vehicles owned by third parties; Hudson Hudson Hornet is a trademark of Chrysler LLC; Volkswagen trademarks, design patents and copyrights are used with the approval of the owner Volkswagen AG; Fiat is a trademark of Fiat S.p.A.; Mazda Miata is a registered trademark of Mazda Motor Corporation; Chevrolet Impala is a trademark of General Motors; Jeep® is a registered trademark of Chrysler LLC; Mercury is a registered trademark of Ford Motor Company; Mack®. Sarge's rank insignia design used with the approval of the U.S. Army. Cadillac Range background inspired by the Cadillac Ranch by Ant Farm (Lord, Michels and Marquez) © 1974.

Lua 5.1 Copyright © 1994-2008 Lua.org, PUC-Rio.

Permission is hereby granted, free of charge, to any person obtaining a copy of this software and associated documentation files (the "Software"), to deal in the Software without restriction, including without limitation the rights to use, copy, modify, merge, publish, distribute, sublicense, and/or sell copies of the Software, and to permit persons to whom the Software is furnished to do so, subject to the following conditions:

THE SOFTWARE IS PROVIDED "AS IS", WITHOUT WARRANTY OF ANY KIND, EXPRESS OR IMPLIED, INCLUDING BUT NOT LIMITED TO THE WARRANTIES OF MERCHANTABILITY, FITNESS FOR A PARTICULAR PURPOSE AND NONINFRINGEMENT. IN NO EVENT SHALL THE AUTHORS OR COPYRIGHT HOLDERS BE LIABLE FOR ANY CLAIM, DAMAGES OR OTHER LIABILITY, WHETHER IN AN ACTION OF CONTRACT, TORT OR OTHERWISE, ARISING FROM, OUT OF OR IN CONNECTION WITH THE SOFTWARE OR THE USE OR OTHER DEALINGS IN THE SOFTWARE.



PLAY THESE EXCITING DISNEY·PIXAR GAMES



PRODUCTS RANGE FROM EVERYONE TO EVERYONE 10+™

E-E
10+

Comic Mischief
Cartoon Violence
Animated Blood

ESRB CONTENT RATING

www.esrb.org



PIXAR
ANIMATION STUDIOS



PLAYTHQ.COM



PlayStation.

